

IMAGINE YOUR STORY

2020 Summer Reading Program

June 15 - June 21

WEEK 3: FAUNA OF FAIRYTALES & FOLKLORE

Children's Cereal Birdfeeder

Birds hold a special place in fairytales. From the giant eagles in "The Hobbit" to Harry Potter's owl Hedwig, we love our feathered friends. This week build a feeder for your neighborhood birds using simple supplies and instructions.

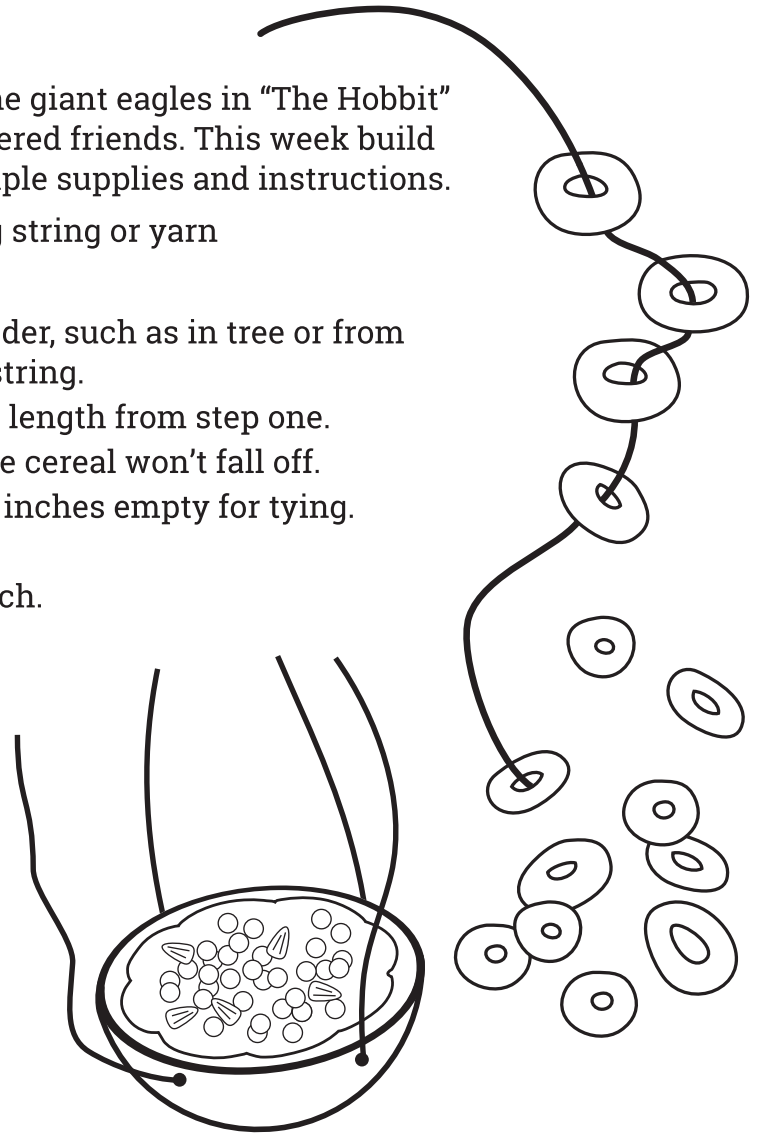
Materials: circle shaped cereal, scissors, strong string or yarn

Instructions:





1. Determine where to hang your cereal birdfeeder, such as in tree or from the porch. Then decide on the length of the string.
2. Using scissors, cut a piece of string the right length from step one.
3. Tie a thick knot at the end of the string so the cereal won't fall off.
4. Place the cereal onto the string, leaving two inches empty for tying.
5. Once the string is full, tie the ends together.
6. Secure your cereal birdfeeder to a tree or porch.
Ask an adult for assistance.

For a challenge:


Cut an orange in half. Scoop all the fruit out of each skin, being careful not to puncture the skin. Using a skewer, poke four holes around the top of each skin, about a half inch down from the top edge. Tie a 20-inch piece of string through two opposite holes, then use a second 20-inch piece of string to go through the last two holes. Fill the skin with birdseed, hang five feet off the ground, and enjoy bird watching.



Week 1 Reading Log



**Draw your favorite
animal here!**
(real or imaginary)



Color the fauna and send a picture to info@josephinelibrary.org or in a message to the [@JosephineCommunityLibrary](#) Facebook page to share in the "Imagine Your Story" digital gallery.