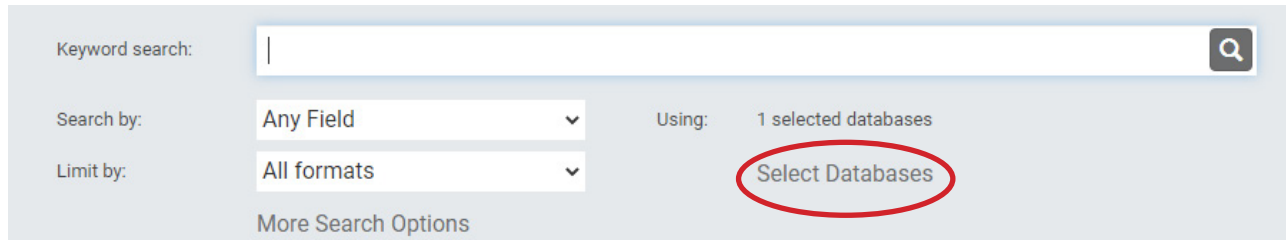


Searching for interlibrary loan items in the library catalog

1. Open a search window in the library catalog at josephine.polarislibrary.com/search.
2. Click “**Select Databases.**” Search keywords or a specific title.



Keyword search:

Search by: Any Field


Limit by: All formats

Using: 1 selected databases

[Select Databases](#)

[More Search Options](#)

3. Check the box next to **WorldCat** and click “**Set Databases.**”

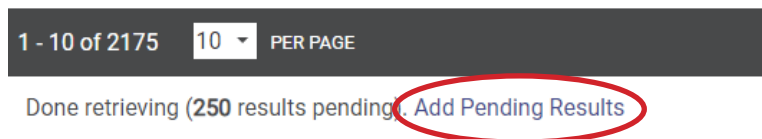


PAC (limited access)

WorldCat

4. Perform desired search.

- a. If there are a lot of search results, you may need to click “**Add pending results**” to see the full list. It may help to narrow your search by adjusting your search type or search terms.




1 - 10 of 2175 PER PAGE

Done retrieving (250 results pending). [Add Pending Results](#)

5. When you have found the title you want, click Place Request.

- a. You will be prompted to log in to your library account if you are not already logged in.



1. *Stranger Faces*
by Serpell, Namwali.

... *Stranger Faces* / Namwali Serpell

Web Link: [Omslagsbild](#)

Source: WorldCat

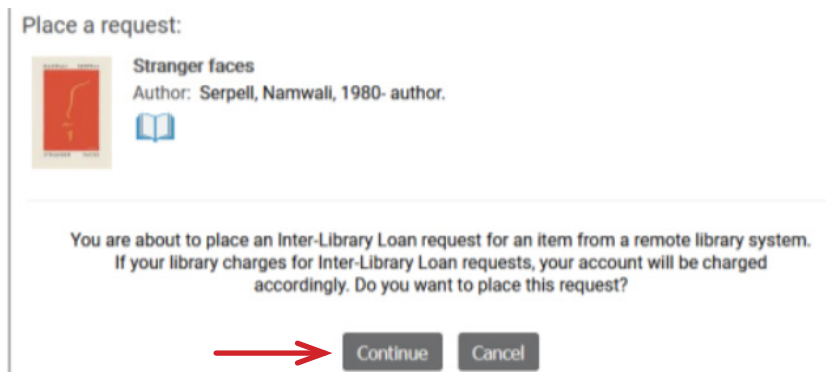
[FULL DISPLAY](#)

[PLACE REQUEST](#)


[Add to My List](#)

- b. Log in to submit the request.

- c. You will see a warning message that this is an ILL request. Click **Continue** to submit the request.



Place a request:

 **Stranger faces**
Author: Serpell, Namwali, 1980- author.

You are about to place an Inter-Library Loan request for an item from a remote library system.
If your library charges for Inter-Library Loan requests, your account will be charged accordingly. Do you want to place this request?

[Continue](#) [Cancel](#)

For assistance and more information, call **541-476-0571** or email info@josephinelibrary.org.